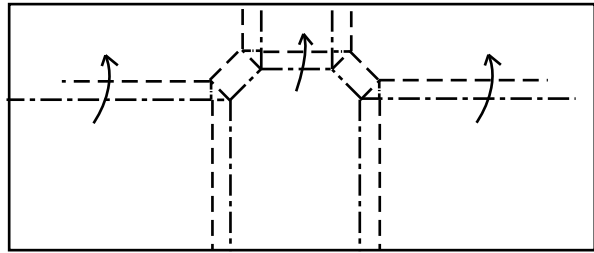




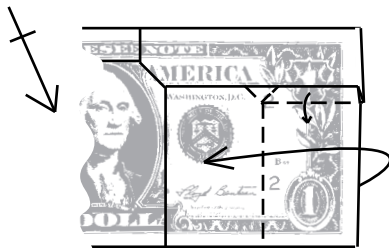
Inflation

by Marc Kirschenbaum




1. Precrease where shown; all folds are mountain folds. Note where the folds are formed: Horizontal creases lie over "B" and "Washington D.C." Form the larger folds first.

2. Markings are eliminated for clarity. Pleat upwards using folds made in step 1. Guidelines: Horizontal mountain folds should meet bottom of "The United States of America," and the top of Washington's head should meet "Federal Reserve Note." Note that horizontal valley folds do not completely extend towards the edge.



3. Swivel fold, using tip of "A" as a guideline. Repeat on the other side using end of "T" as a guideline.

4. Valley as far as possible. Repeat on the other side. Turn over.



5. Valley fold to lock pleats. Iron flat and turn over.

6. Completed Inflation
©1987 Marc Kirschenbaum