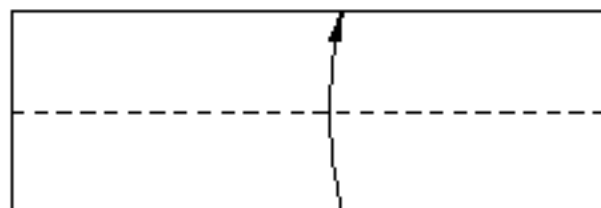


Garland unit 2

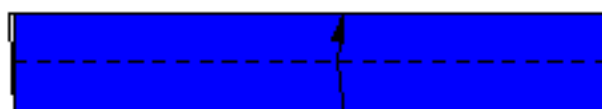
Maarten van Gelder

© 1996 Apr

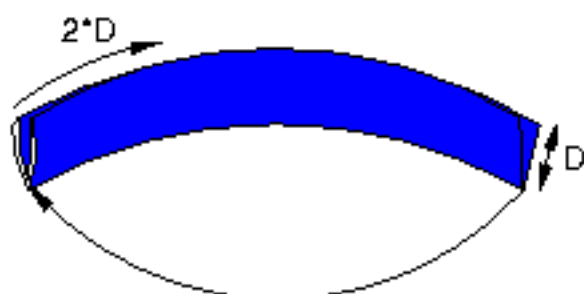
Simple unit to make a garland.
Start with a rectangle 1/3 or longer.



1



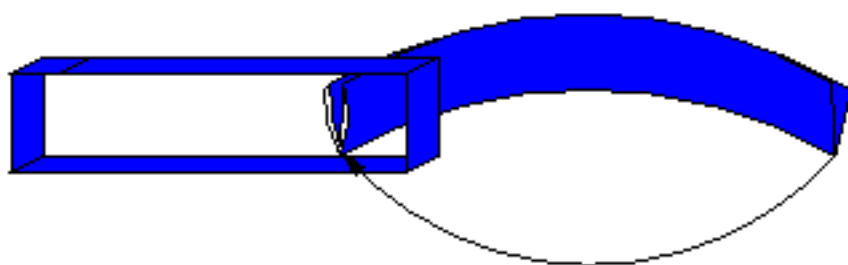
2



3 Put right end inside left end in V shape.



4 Fold on two places in overlap section.



5 Close next ring through previous one.