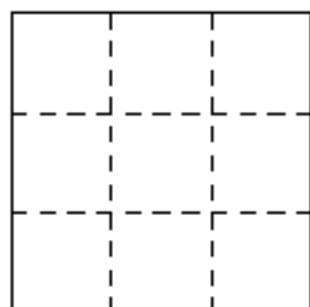


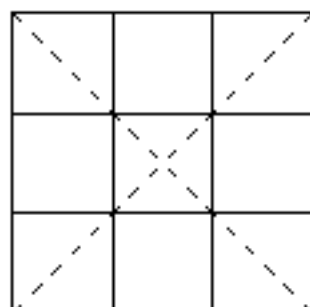
This model has recently been reworked by Kunihiro Kasahara from an old picture. The picture was discovered by Kunihiro in a Japanese book about architecture. It was a Japanese design for a carved wooden room decoration, showing various Origami objects.

The book dates from 1734 and thus this model is older than that.

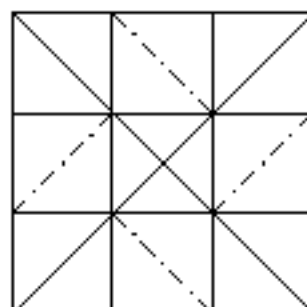
When you have finished this modular box you may open it from any side.



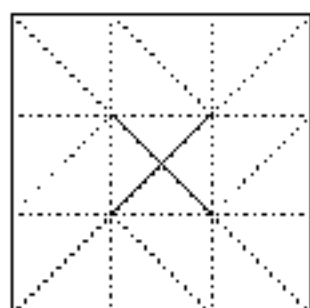
1 Divide in three in both directions



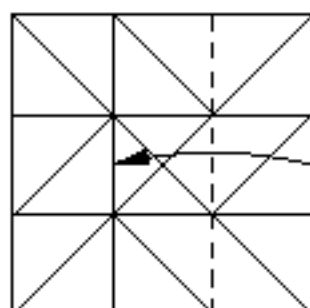
2



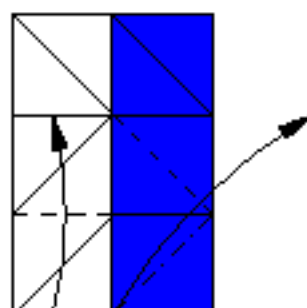
3



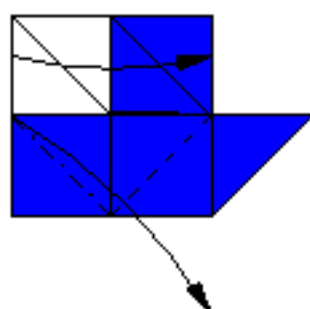
4 Cut along the bold lines (only the centre square)



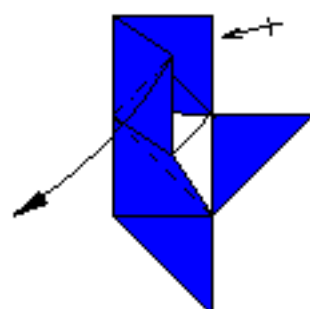
5



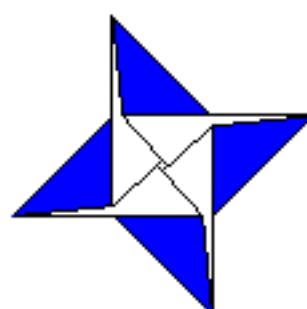
6



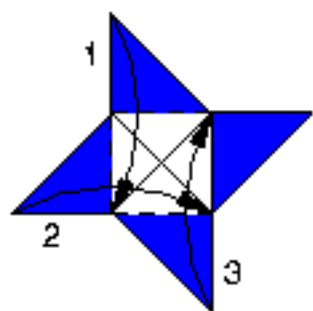
7



8 Repeat on third and fourth corner



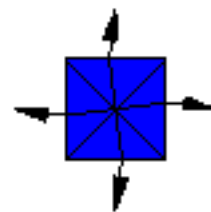
9



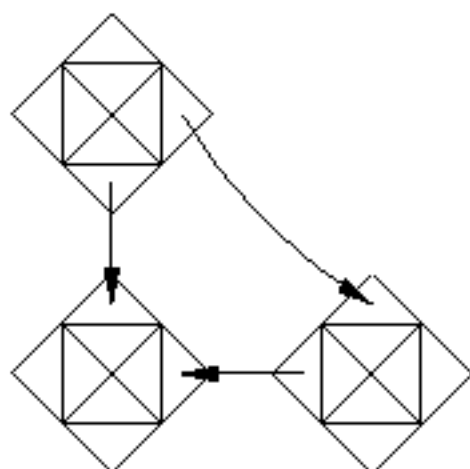
10



11 Put last flap under first



12



13 Make six units and make a cube by glueing the outer triangles together pairwise. Finally fold the triangles under the flaps.

